

Product Information / Instruction for Use



Colcemid Solution (10 µg/ml) in DPBS
Cat. No. COL-H (10 ml)

Intended Purpose

The addition of Colcemid arrests cells in metaphase. This synchronization of the cells (or the cell cycle) is necessary for chromosome analysis in the context of the karyotyping of lymphocytes or amniotic fluid cells (amniocentesis, chorionic villus sampling).

General Information

N-Deacetyl-N-methylcolchicine (Colcemid) is related to colchicine but it is less toxic. Colcemid depolymerizes microtubules and limits their formation. Appropriate dilutions inactivate the spindle fiber formation, thus arresting cells in metaphase and allowing cell harvest and karyotyping to be performed. Colcemid Solution is a non-automatic, *in vitro* Diagnostic class A sterile product intended for laboratory use.

Product Specifications

| | |
|------------------------|--|
| Appearance | Clear liquid |
| CAS No. | 477-30-5 |
| Storage and shelf life | Store at +2°C to +8°C upon arrival. Do not use this product after its expiry date. Ok to freeze. Avoid repeated freeze-thaw cycles. Once opened store at +2°C to +8°C and use within 4-6 weeks. |
| Shipping conditions | Ambient |
| Working concentration | Recommended final concentration: 0.1 µg/ml |

For lot specific data (Certificate of Analysis) please refer to our website:
<https://www.capricorn-scientific.com/en/services/certificate-of-analysis>

Formulation

| Component | Concentration mg/L |
|--------------------------------------|--------------------|
| Demecolcine (Colcemid) | 10.00 |
| CaCl ₂ 2H ₂ O | 130.00 |
| Cl ₂ Mg 6H ₂ O | 100.00 |
| KCl | 200.00 |
| KH ₂ PO ₄ | 200.00 |
| NaCl | 8000.00 |
| Na ₂ HPO ₄ | 1150.00 |

Product Information / Instruction for Use



Colcemid Solution (10 µg/ml) in DPBS
Cat. No. COL-H (10 ml)

Instructions for Use

Harvesting protocol for karyotyping analysis by using Colcemid may be performed with different types of cells, e.g., amnion cells, lymphocytes, and bone marrow cells. For specific instruction for use, read product information of Amnioprime (APR-A, APR-B, APR-G), LymphoPrime (LPR-B, LPR-G), LymphoPrime 2 (LPR2-B) and MarrowPrime (MP-B, MP-G).








Application:

- Arrests cells in metaphase
- For chromosome analysis during karyotyping of lymphocytes and bone marrow cells as well as amniotic fluid cell chromosome analysis

Precautions and Disclaimer

- For *in vitro* diagnostic use. The solution is not intended for therapeutic use with humans or animals.
- Each laboratory is obliged to perform representative tests according to the valid legal regulations and in its own environment to ensure that it is suitable for this purpose before the solution can be used in routine diagnostics.
- The patient specimens are biological material and therefore safety precautions must be taken according to local regulations for working with potentially infectious material.
- Use of Colcemid Solution does not guarantee the successful outcome of any diagnostic testing.
- To be used by qualified professionals only.
- Do not use Colcemid Solution beyond the expiration date indicated on the product label.
- Do not use Colcemid Solution if the packaging is damaged and thus sterility is impaired.
- Report serious incidents that have occurred in connection with this product to the manufacturer and the appropriate authorities.

Signs and Symbols

| | |
|---|---------------------------------------|
|  | Catalog number |
|  | Batch Code |
|  | Storage conditions: temperature limit |
|  | Expiration date |
|  | Aseptic filling |
|  | <i>In vitro</i> diagnostics |
|  | Manufacturer |

Product Information / Instruction for Use



Colcemid Solution (10 µg/ml) in DPBS
 Cat. No. COL-H (10 ml)

| | |
|---|------------------------------------|
|  | Protect from sunlight |
|  | Date of manufacture |
|  | CE Marking |
|  | See instruction manual |
|  | Do not use if packaging is damaged |

Manufacturer



Capricorn Scientific GmbH
 Auf der Lette 13 A
 35085 Ebsdorfergrund
 Germany

Safe disposal

Waste treatment methods

The generation of waste should be avoided or minimized wherever possible. Empty containers or liners may retain some product residues. This material and its container must be disposed of in accordance with approved disposal technique. Disposal of this product, its solutions or of any by-products, shall comply with the requirements of all applicable local, regional or national/federal regulations.

Product

Offer surplus and non-recyclable solutions to a licensed disposal company.

Contaminated packaging

Dispose of as unused product.

Environmental precautions

Do not let product enter drains.

Help Needed?

If you have any further questions regarding this product, please do not hesitate to contact our cell culture experts by email (techservice@capricorn-scientific.com) or phone (+49 6424 944640).