

Product Information

Viral Transport Medium, with Phenol Red and Cryoprotectant



General Information

The Viral Transport Medium allows the safe transfer of viruses, chlamydiae, and mycoplasma for further research including classical cell culture methods, diagnostics testing, as well as molecular biology techniques (including PCR). The special formulation ensures the best possible recovery of the samples and the addition of antibiotics reliably inhibits the contaminating growth of bacteria and fungi. The addition of sucrose guarantees an enhanced cryostability when storage of specimens at -70°C or lower is required. The product contains phenol red.

The product is provided as bulk liquid media for use in further processes, e.g. filling into smaller sample containers.

Product	Volume	Cat. No.
Viral Transport Medium, with Phenol Red and Cryoprotectant	1000 ml	VTMC-R-1000ML
Appearance	Clear liquid Pink to red colour (formulation with phenol red)	
Shelf life and storage	12 months from the manufacture date when stored at +2°C to +8°C. 3 months from the manufacture date when stored at +15°C to +25°C. Do NOT freeze. Protect from light.	
Shipping conditions	Ambient	
Working concentration	Ready to use	

For lot specific data (**Certificate of Analysis**) please refer to our website: www.capricorn-scientific.com/products/

Formulation

Our Viral Transport Medium is based on Hanks Balanced Salt Solution (HBSS) with Calcium and Magnesium and contains heat-inactivated Fetal Bovine Serum, Gentamicin and Amphotericin B. For the cryopreservation properties of the medium sucrose is added.

Instructions for Use: Specimen Handling, and Storage

The Viral Transport Medium is suitable for the transfer of various types of viruses. Use the viral transport medium as it is most suitable for your application.

Inadequate or inappropriate specimen collection, storage, and transport will likely yield false test results. Training in specimen collection is highly recommended due to the importance of specimen quality.

- Transporting Specimens
 - Specimens must be packaged, shipped, and transported according to the current edition of the International Air Transport Association (IATA) Dangerous Goods Regulation.
 - Store specimens at +2°C to +8°C and ship overnight on ice pack. If a specimen is frozen at -70°C or lower, ship overnight on dry ice.
- Storing Specimens

Product Information

Viral Transport Medium, with Phenol Red and Cryoprotectant



- Specimens can be stored at +2°C to +8°C for up to 72 hours after collection.
- If a delay in extraction is expected, store specimens at -70°C or lower.

Instructions for Use: Dispensing of Viral Transport Medium into Smaller Volumes

General Information

Our **Viral Transport Medium** is a filter-sterilized liquid in volumes of 500 ml, 1000 ml or 20 L, which should be dispensed into smaller ready-to-use volumes.

This general guideline will roll out principles of aseptic liquid handling in order to dispense sterile liquids from bulk into smaller sterile aliquots.

Equipment needed

- Sterile vials to be filled with Viral Transport Medium, e.g. 15 ml plastic tubes
- Labels for marking the vials
- Laminar flow hood (ISO class 5), properly maintained and certified
- Personal protective equipment: Gloves, laboratory coat, eye shield, mask.
- Dispensing equipment, examples:
 - o Serological pipette
 - o Dispenser
 - o Peristaltic pump with dosing function incl. flexible tubes and filling bell

CAUTION: All equipment, which will have direct contact to the sterile liquid, must be sterile or sterilizable)
- Device for equipment sterilization (e.g. autoclave).
- Disinfectant solution (e.g. 70% alcohol [ethanol or isopropanol]).
- Optional: Rack for vials to be filled (for better stability during filling).

Equipment preparation

- Only use sterilized equipment (e.g. dispensers, tubes etc.).
- Sterilize all necessary equipment (e.g. dispensers, pipettes, flexible tubes etc.) e.g. by autoclaving. Keep sterilized equipment in tightly closed containers or sterilization pouches until use.
- Allow the laminar flow hood to operate for at least 15 minutes before use in order to produce a particle free environment. Maintain a designated "clean" area around the hood.
- Clean all flat surfaces of the hood with 70% alcohol or other antibacterial scrub such as benzalkonium chloride solution, working from top to bottom, then from back to front.
- Be sure there are no objects between the HEPA filter and the sterile surfaces, and that there is adequate space between objects. Place the smaller supplies closer to the HEPA filter and larger supplies farther away from the filter.
- Sterilize all equipment needed (vials, bulk Viral Transport Medium, dispensers/pipettes in sterilization pouches etc.) by spraying or wiping with a disinfectant solution prior to entering equipment into the laminar flow.

Product Information

Viral Transport Medium, with Phenol Red and Cryoprotectant



Working preparation

- All staff shall be trained in using aseptic techniques, contamination prevention and device handling.
- Remove all jewelry and wash hands with a suitable antibacterial agent.
- Wear personal protective equipment: Gloves, laboratory coat, eye shield, mask.
- Wear sterile gloves or sterilize gloves by using disinfectant solutions (e.g. 70% alcohol) prior to entering the laminar flow hood.

Dispensing Viral Transport Medium into smaller volumes

- Place disinfected bottle of **Viral Transport Medium**, sterile vials and sterilized dispensing equipment into the laminar flow hood.
- Remove the cap from the bottle of **Viral Transport Medium** and attach dispensing equipment.
- Remove the caps from vials. *Optionally*: Place vials on a rack for better stability.
- Dispense the desired volume **Viral Transport Medium** (typically 2 – 3 ml) into the vial and close the vial with the cap.
- Tightly screw the cap and label the vial.
- Store the vials at +2°C to +25°C. Refer to the label of **Viral Transport Medium** for shelf life.

Precautions and Disclaimer

For transport of specimens only. Not to be taken internally.

For *in vitro* diagnostic use.

The medium is not intended for therapeutic use.

Do not use if a visible precipitate is observed in the medium.

Use of Viral Transport Medium does not guarantee the successful outcome of testing.

Do not use Viral Transport Medium beyond the expiration date indicated on the product label.






Handle all specimens as if infectious using safe laboratory procedures.

Product Information

Viral Transport Medium, with Phenol Red and Cryoprotectant



Signs and Symbols

	Order number
	Batch Code
	Expiration date.
	Aseptic filling
	In vitro diagnostics

Help needed?

If you have any further questions regarding this product please do not hesitate to contact our cell culture experts by email (techservice@capricorn-scientific.com) or phone (+49 6424 944640).